

FIAMM

EVERLiTE

SP RANGE



The SP range is derived from long experience of standby markets and general applications. The SP range has been specifically designed to ensure optimal discharge performance and highest reliability in many different environments.

FIAMM has a program of continuous improvement investing in manufacturing processes, equipment and technology. The highest level of quality and respect for the environment is assured by FIAMM's adherence to ISO 9001 quality and ISO 14001 environmental systems. Our continuous investment in battery technology is reflected by means of premium products that are of the highest quality and reliability.

SP valve regulated lead acid batteries are the ideal energy source for many different standby applications.

TECHNICAL FEATURES

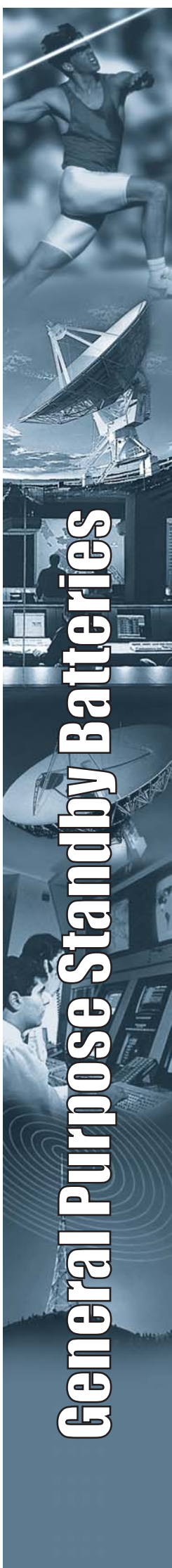
- ▶ **Plates and Grids:** thick plates with grids cast to ensure long and reliable life
- ▶ **Separator:** microporous glass mat
- ▶ **Containers and Lids:** ABS plastic
- ▶ **Safety Valves:** Low pressure safety release valves
- ▶ **Terminals:** threaded female M6/M8 post terminals



PRODUCT FEATURES

- ▶ Safety
- ▶ Use in any position
- ▶ Reliability
- ▶ Maintenance free
- ▶ Long cycle life
- ▶ 10 years design life

General Purpose Standby Batteries



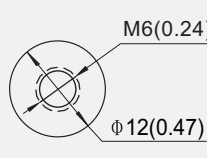
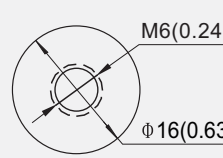
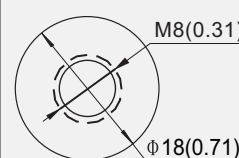
TECHNICAL SPECIFICATIONS

- ▶ **NOMINAL VOLTAGE:** 12 V
- ▶ **FLOAT CHARGE AT 25°C:** 13.50 - 13.80 V for a 12V bloc
- ▶ **BOOST CHARGE:** 14.4 - 15.0 V for a 12V bloc
- ▶ **MAXIMUM CHARGE CURRENT:** 0.25 C20 A (i.e.: for a 100Ah bloc the maximum charge current is 25Amp)

FIAMM SP range

BATTERY TYPE	NOMINAL VOLTAGE (V)	NOMINAL CAPACITY (Ah) 20 hrs, 1.75 VPC	DIMENSIONS (mm)			WEIGHT (Kg)	TERMINAL TYPE
			Length	Width	Height		
12 SP 26	12	26	166	175	125	9.0	M6/12
12 SP 33	12	33	198	130	168	12.0	M6/12
12 SP 42	12	42	198	165	170	14.2	M6/16
12 SP 55	12	55	229	138	212	18.2	M6/16
12 SP 70	12	70	272	166	194	23.2	M8/18
12 SP 80	12	80	260	168	213	27.0	M8/18
12 SP 100	12	100	329	172	221	32.5	M8/18
12 SP 135	12	135	345	172	279	46.3	M8/18
12 SP 150	12	150	483	170	241	46.2	M8/18
12 SP 150 N	12	150	483	170	220	46.2	M8/18
12 SP 205	12	205	500	226	235	66.0	M8/18
12 SP 235	12	235	500	260	235	75.0	M8/18

SP terminal types

M6/12 		M6/16 		M8/18 
---	--	---	--	---