

Powered by



HRL 12500W ▶ 12V 500W

HRL 12500W is specially designed for high efficient discharge application. Its characteristics are high energy density, small footprint and high discharge efficiency. It can be used for more than 260 cycles at 100% discharge in cycle service, up to 10 years in standby service.



Specification

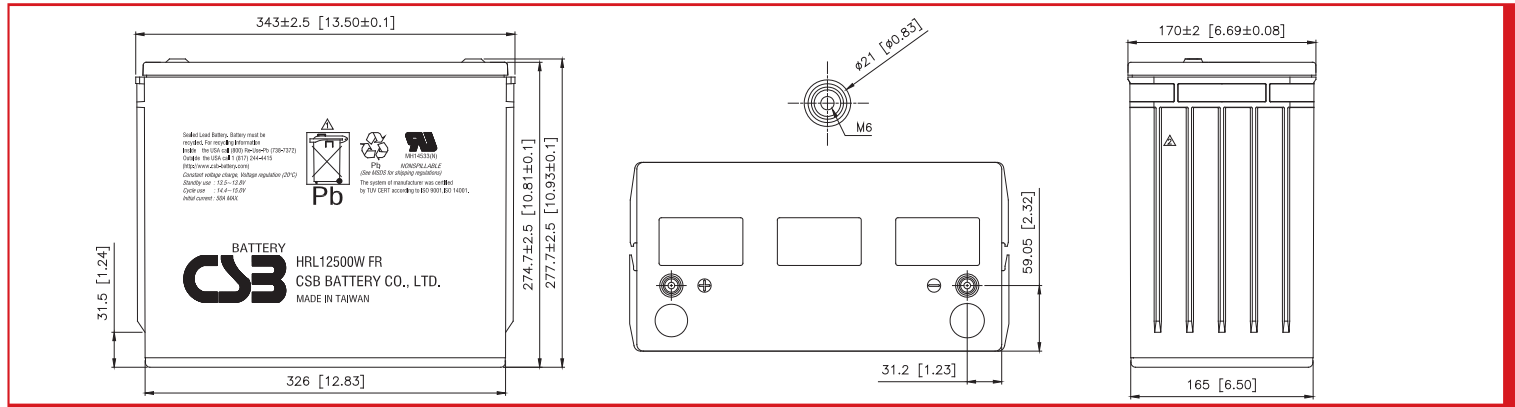
| | |
|--|---|
| Cells per unit | 6 |
| Voltage per unit | 12 |
| Capacity | 500W @ 15min-rate to 1.67V per cell @25 °C(77°F) 125 Ah @ 20hr-rate to 1.75V per cell @25°C(77°F) |
| Weight | Approx.45.7 kg(100.75 lbs) |
| Maximum Discharge Current | 800A(5sec) |
| Internal Resistance | Approx.3.7 mΩ |
| Operating Temperature Range | Discharge: -15°C~50°C (5°F~122°F) Charge: -15 °C~40°C(5°F~104°F) Storage: -15°C~40°C(5°F~104°F) |
| Nominal Operating Temperature Range | 25°C±3°C (77°F±5°F) |
| Float Charging Voltage | 13.5 to 13.8 VDC/unit Average at 25°C (77°F) |
| Recommended Maximum Charging Current Limit | 50A |
| Equalization and Cycle Service | 14.4 to 15.0 VDC/unit Average at 25°C (77°F) |
| Self Discharge | CSB Batteries can be stored for more than 6 months at 25°C (77°F). Please charge batteries before using. For higher temperatures the time interval will be shorter. |
| Terminal | I2-Thread lead alloy recessed terminal to accept M6 bolt |
| Container Material | PPE(UL94-V0/File161759)*Flammability resistance can be available upon request. |



CSB-manufactured batteries are UL-recognized components under UL924 and UL1989. CSB is also certified by ISO 9001 and ISO 14001.

Dimensions :

| Unit: mm (inch) | Overall Height (H) | Container height (h) | Length (L) | Width (W) |
|-----------------|----------------------|-----------------------|--------------------|-------------------|
| | 277.7±2.5(10.93±0.1) | 274.7±2.5 (10.81±0.1) | 343±2.5 (13.5±0.1) | 170±2 (6.69±0.08) |



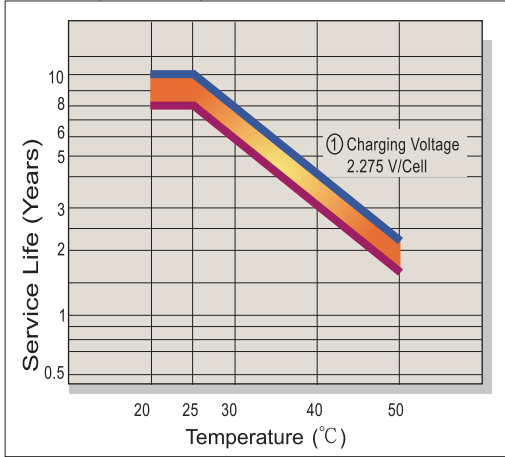
Constant Current Discharge Characteristics Unit:A (25°C ,77°F)

| F.V/Time | 5MIN | 7.5MIN | 10MIN | 15MIN | 20MIN | 30MIN | 40MIN | 50MIN | 60MIN | 90MIN |
|----------|------|--------|-------|-------|-------|-------|-------|-------|-------|-------|
| 1.60V | 491 | 444 | 388 | 294 | 235 | 172 | 136 | 112 | 95.7 | 67.2 |
| 1.67V | 449 | 405 | 356 | 278 | 223 | 164 | 134 | 110 | 94.3 | 66.1 |
| 1.70V | 425 | 386 | 340 | 270 | 217 | 161 | 133 | 109 | 93.5 | 65.4 |
| 1.75V | 388 | 348 | 310 | 253 | 206 | 155 | 130 | 107 | 91.1 | 64.5 |
| 1.80V | 348 | 309 | 278 | 233 | 194 | 147 | 123 | 102 | 87.3 | 62.0 |
| 1.85V | 304 | 270 | 247 | 211 | 179 | 140 | 115 | 95.3 | 81.1 | 57.3 |

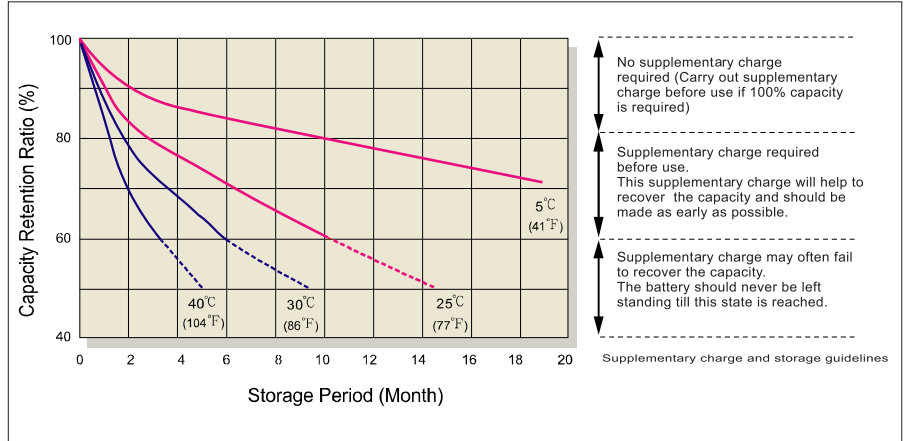
Constant Power Discharge Characteristics Unit:W (25°C ,77°F)

| F.V/Time | 5MIN | 7.5MIN | 10MIN | 15MIN | 20MIN | 30MIN | 40MIN | 50MIN | 60MIN | 90MIN |
|----------|-------|--------|-------|-------|-------|-------|-------|-------|-------|-------|
| 1.60V | 5,275 | 4,691 | 4,167 | 3,181 | 2,594 | 1,951 | 1,558 | 1,292 | 1,112 | 783 |
| 1.67V | 4,880 | 4,300 | 3,790 | 3,018 | 2,490 | 1,871 | 1,520 | 1,276 | 1,091 | 769 |
| 1.70V | 4,640 | 4,110 | 3,610 | 2,932 | 2,422 | 1,829 | 1,507 | 1,258 | 1,083 | 763 |
| 1.75V | 4,250 | 3,750 | 3,290 | 2,748 | 2,309 | 1,740 | 1,466 | 1,237 | 1,066 | 754 |
| 1.80V | 3,830 | 3,340 | 2,950 | 2,497 | 2,138 | 1,657 | 1,390 | 1,186 | 1,025 | 731 |
| 1.85V | 3,366 | 2,882 | 2,600 | 2,203 | 1,964 | 1,564 | 1,321 | 1,130 | 977 | 695 |

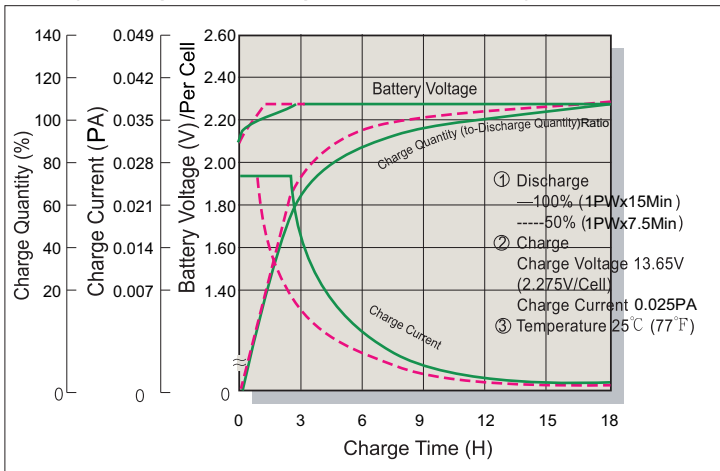
Trickle (or Float) Service Life



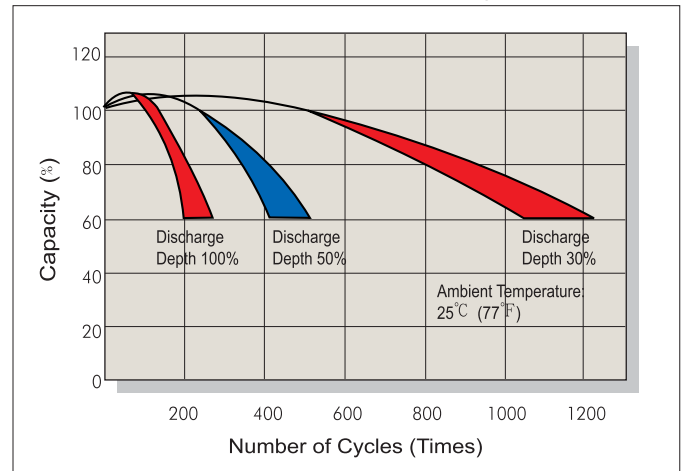
Capacity Retention Characteristic



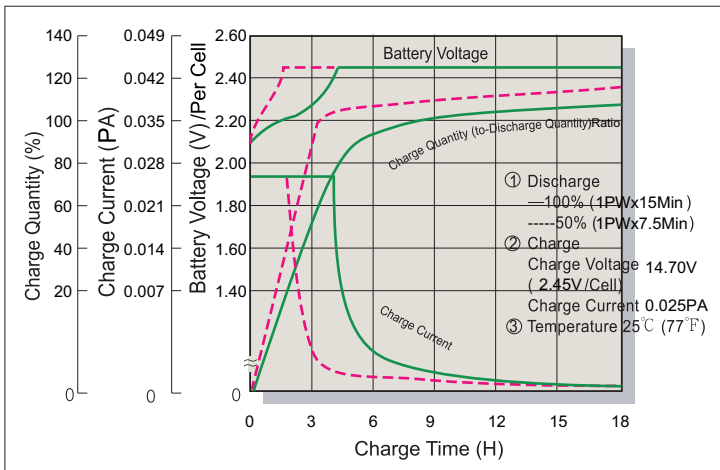
Battery Voltage and Charge Time for Standby Use



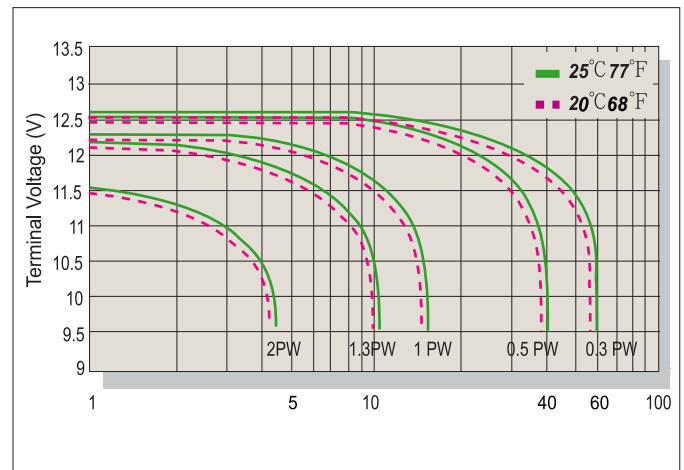
Cycle Service Life



Battery Voltage and Charge Time for Cycle Use



Terminal Voltage (V) and Discharge Time



Charging Procedures

| Application | Charge Voltage(V/Cell) | | | Max.Charge Current |
|-------------|------------------------|-----------|-----------------|--------------------|
| | Temperature | Set Point | Allowable Range | |
| Cycle Use | 25°C(77°F) | 2.45 | 2.40~2.50 | 0.1PA |
| Standby | 25°C(77°F) | 2.275 | 2.25~2.30 | |

Discharge Current VS. Discharge Voltage

| Final Discharge Voltage V/Cell | 1.75 | 1.70 | 1.60 | 1.30 |
|--------------------------------|----------|----------------|----------------|----------|
| Discharge Power(W) | 0.1P>(W) | 0.1P≤(W)<0.25P | 0.25P≤(W)<1.0P | (W)≥1.0P |

Sales Office URL: WWW.CSB-BATTERY.COM

CSB BATTERY CO., LTD.
TAIWAN OFFICE
Tel: +886-2-2555-5600
Fax: +886-2-2555-3300
E-mail: service@csb-battery.com.tw

CSB BATTERY LOGISTICS (SHANGHAI) CO., LTD.
SHANGHAI OFFICE
Tel: +86-21-5046-1622, 5046-0833
Fax: +86-21-5064-3314
E-mail: chinasl@csb-battery.com

CSB BATTERY TECHNOLOGIES, INC
USA OFFICE
Tel: +1-817-244-7777/1-8003 CSBUSA(272872)
Fax: +1-817-244-4445
E-mail: csb@csb-battery.com

CSB BATTERY LOGISTICS (SHANGHAI) CO., LTD.
BEIJING OFFICE
Tel: +86-10-6597-8060, 6597-8070
Fax: +86-10-6597-8050
E-mail: chinasl@csb-battery.com

CSB BATTERY OF NETHERLANDS B.V
EUROPE OFFICE
Tel: +31(0)180 418 140
Fax: +31(0)180 418 327
E-mail: eurosales@csb-battery.eu

CSB BATTERY LOGISTICS (SHANGHAI) CO., LTD.
SHENZHEN OFFICE
Tel: +86-755-8831-6488/6396/16356
Fax: +86-755-8831-6548
E-mail: she@csb-battery.com.cn