



# GPL 12880

## 12V 88.0Ah

GPL 12880 is a general purpose battery with 10 years expected life under normal float charge. As with all CSB batteries, all are rechargeable, highly efficient, leak proof and maintenance free.



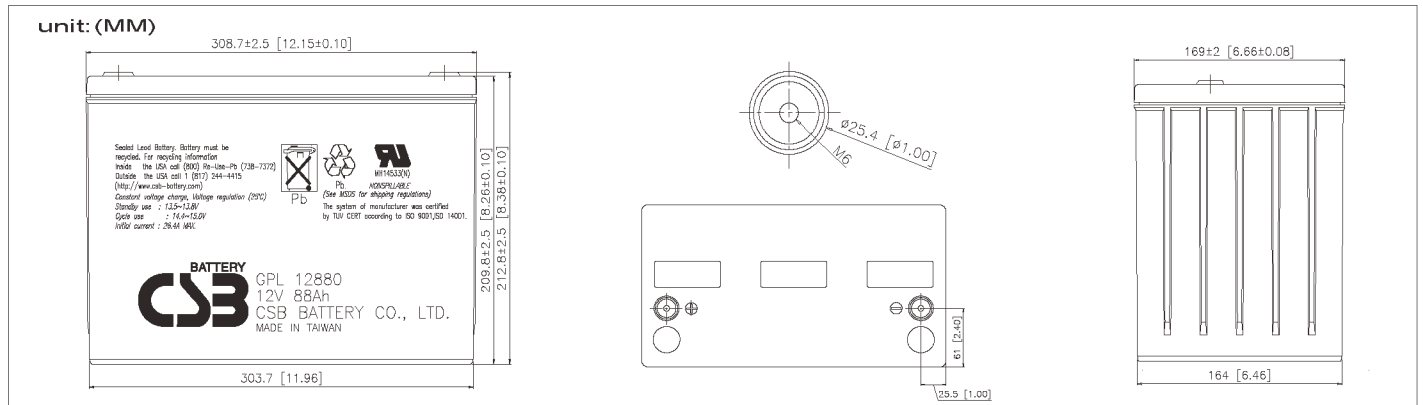
### Specification

Cells Per Unit	6
Voltage Per Unit	12
Capacity	88Ah @ 20hr-rate to 1.75V per cell @25°C(77°F)
Weight	Approx. 32kg(70.6 lbs)
Maximum Discharge Current	700A(5sec)
Internal Resistance	Approx. 4.5mΩ
Operating Temperature Range	Discharge: -20°C ~50°C (-4°F~122°F) Charge: 0°C ~40°C (32°F~104°F) Storage: -20°C ~40°C (-4°F~104°F)
Nominal Operating Temperature Range	25°C±3°C (77°F±5°F)
Float Charging Voltage	13.5 to 13.8 VDC/unit Average at 25°C(77°F)
Recommended Maximum Charging Current Limit	26.4A
Equalization and Cycle Service	14.4 to 15.0 VDC/unit Average at 25°C(77°F)
Self Discharge	CSB Batteries can be stored for more than 6 months at 25°C (77°F). Please charge batteries before using. For higher temperatures the time interval will be shorter.
Terminal	Thread Insert & Bolt
Container Material	-ABS (UL94-HB)*Flammability resistance of UL94-V2 can be available upon request.



CSB-manufactured batteries are UL-recognized components under UL924 and UL1989. CSB is also certified by ISO 9001 and ISO 14001.

### Dimensions



### Constant Current Discharge Characteristics Unit:A(25°C,77°F)

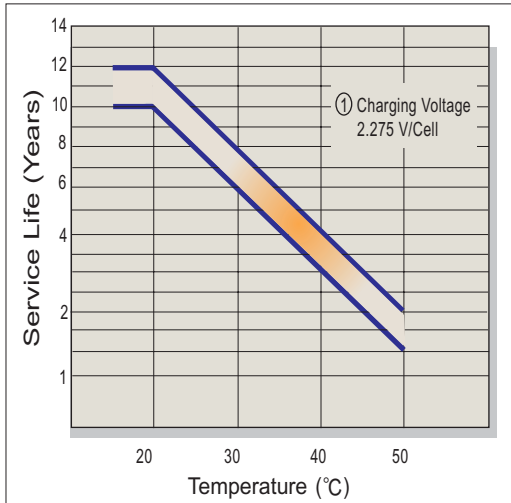
F.V/Time	5MIN	10MIN	15MIN	30MIN	1HR	2HR	3HR	4HR	5HR	8HR	10HR	20HR
1.60V	362.0	239.0	174.0	104.0	59.5	34.6	23.9	18.6	16.1	10.50	8.65	4.67
1.67V	339.5	225.5	170.5	102.5	58.8	34.2	23.7	18.5	16.0	10.40	8.59	4.64
1.70V	317.0	212.0	167.0	101.0	58.1	33.7	23.4	18.4	15.9	10.30	8.52	4.61
1.75V	281.0	195.0	158.0	95.7	56.5	33.2	23.0	18.1	15.6	10.09	8.48	4.58
1.80V	245.0	178.0	149.0	90.3	54.8	32.7	22.5	17.8	15.3	9.88	8.44	4.55
1.83V	223.4	167.8	143.6	87.1	53.8	32.4	22.2	17.6	15.1	9.75	8.42	4.53

### Constant Power Discharge Characteristics Unit:Watt(25°C,77°F)

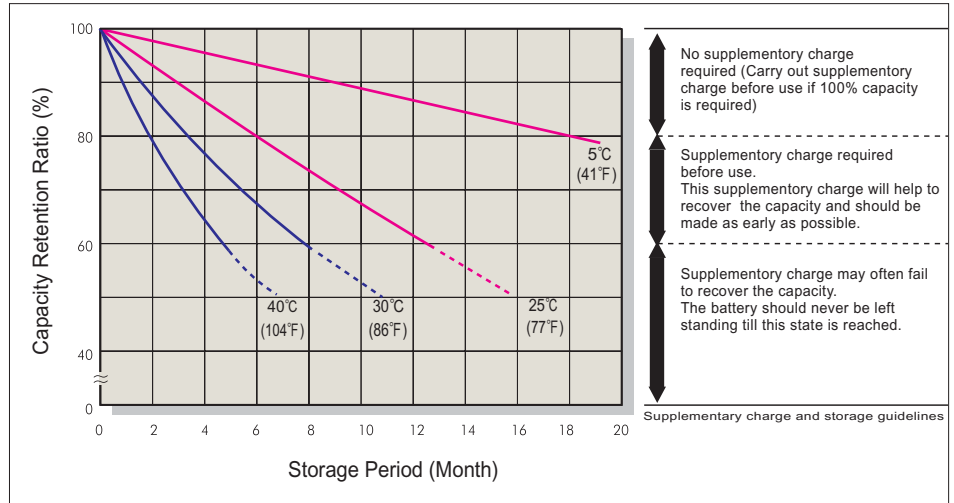
F.V/Time	5MIN	10MIN	15MIN	30MIN	1HR	2HR	3HR	4HR	5HR	8HR	10HR	20HR
1.60V	3810	2640	1920	1190	694.0	405.0	282.0	219.0	189.0	124.0	105.0	59.4
1.67V	3620	2490	1875	1170	687.5	402.0	279.0	218.0	188.0	123.5	104.5	59.2
1.70V	3430	2340	1830	1150	681.0	399.0	276.0	217.0	187.0	123.0	104.0	58.9
1.75V	3080	2160	1765	1100	663.5	393.0	272.0	213.5	184.0	121.5	103.0	57.9
1.80V	2730	1980	1700	1050	646.0	387.0	268.0	210.0	181.0	120.0	102.0	56.8
1.83V	2520	1872	1661	1020	635.5	383.4	265.6	207.9	179.2	119.1	101.4	56.2

\* All mentioned values are average values

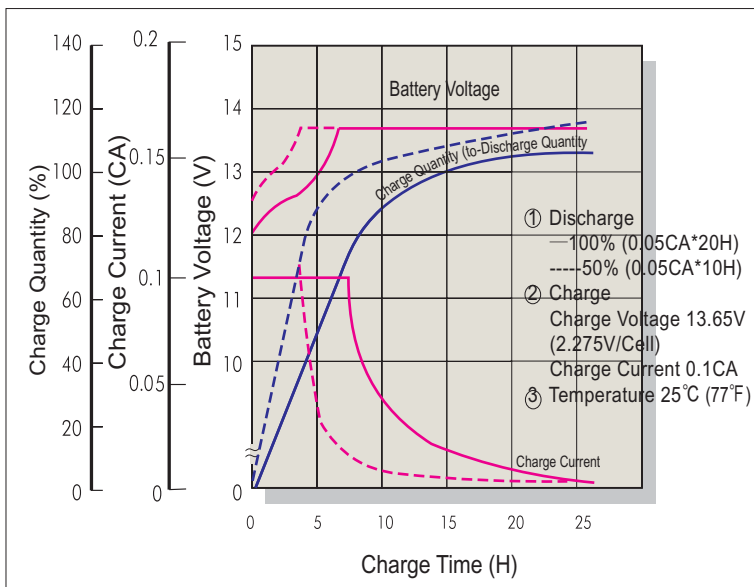
### Trickle (or Float) Service Life



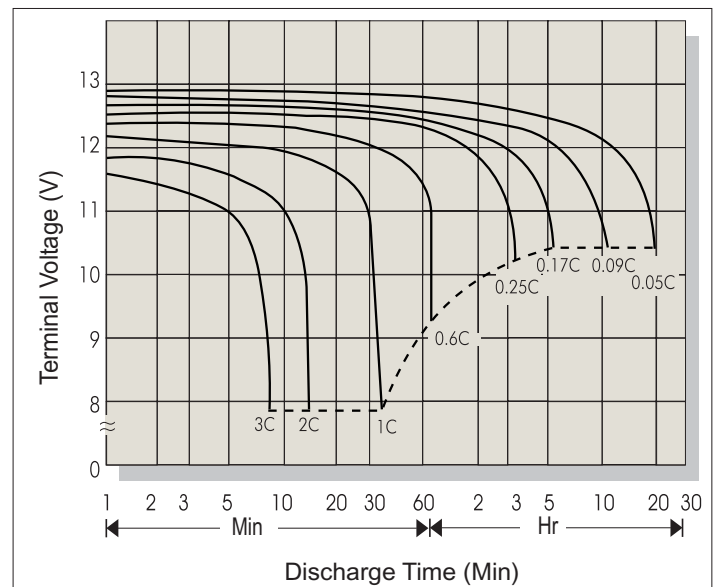
### Capacity Retention Characteristic



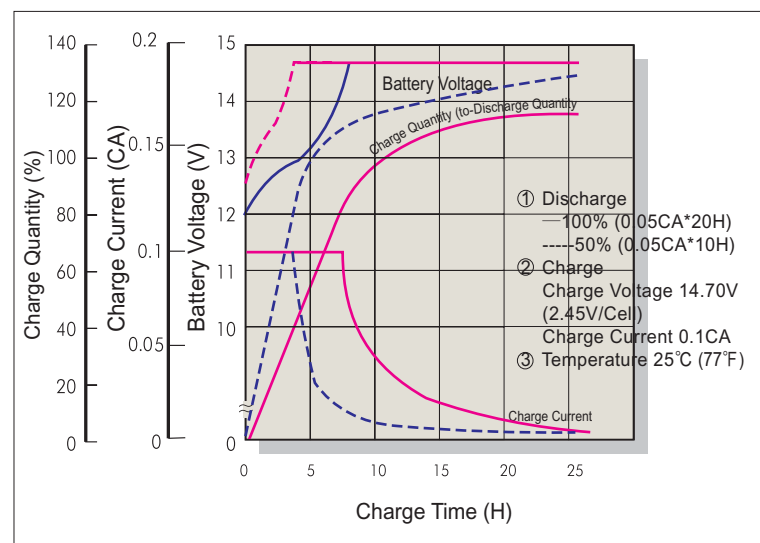
### Battery Voltage and Charge Time for Standby Use



### Terminal Voltage (V) and Discharge Time (25°C 77°F)



### Battery Voltage and Charge Time for Cycle Use



### Discharge Current VS. Discharge Voltage

Discharge Current (A)	0.2C > (A)	0.2C < (A) < 0.5C	0.5C < (A) < 1.0C	(A) > 1.0C
Final Discharge Voltage V/Cell	1.75	1.70	1.55	1.30

### Charging Procedures

Application	Charge Voltage (V/Cell)			Max. Charge Current
	Temperature	Set Point	Allowable Range	
Cycle Use	25°C (77°F)	2.45	2.40-2.50	0.3CA
Standby	25°C (77°F)	2.275	2.25-2.30	